

# 18 - Guitar Worship - 18

**Lesson 18** – Combining different strumming patterns within a song:

Following is an example of how you vary and combine different patterns within a song. Again it is personal to how strumming comes natural to you, but the whole idea is not to stagnate with the same strumming pattern throughout the whole song, but to play around with it. Also note that each song is different and when you are accustomed to more different strumming patterns, you will find the best feel and the best sounding strumming pattern for each moment in each song for its own tempo and rhythm.

On the song ‘Lord I lift Your Blood up high’, you will first practice new individual patterns before you combine them in the song:

Some different pattern are so much alike that you will see 2 different patterns in one line.

**Tip:** :|| means: Repeat!

**Tip:** Don’t do it too fast and take your time to do it precise.

**Tip:** The heavy moment is on the first count in every new measure.

**1**

1 2 3 4 | 1 2 3 4 | 1 2 3 4 | 1 2 3 4 :||

↓ ↓ ↓ ↓ ↓ ↓ ↓ ↓ ↓ ↓ ↓ ↓ ↓ ↓ ↓ ↓

**2**

1 2 3 4 | 1 2 3 4 | 1 2 3 4 | 1 2 3 4 :||

↓ ↓ ↑ ↓ ↓ ↓ ↑ ↓ ↓ ↓ ↓ ↓ ↓ ↓ ↓ ↓

**3**

1 2 3 4 | 1 2 3 4 | 1 2 3 4 | 1 2 3 4 :||

↑ ↓ ↑ ↓ ↑ ↓ ↑ ↓ ↑ ↓ ↑ ↓ ↑ ↓ ↑ ↓ ↑ ↓

**4**

1 2 3 4 | 1 2 3 4 | 1 2 3 4 | 1 2 3 4 :||

↑ ↓ ↑ ↓ ↑ ↓ ↑ ↓ ↑ ↓ ↑ ↓ ↑ ↓ ↑ ↓ ↑ ↓

**5**

1 2 3 4 | 1 2 3 4 | 1 2 3 4 | 1 2 3 4 :||

↑ ↓ ↑ ↓ ↑ ↓ ↑ ↓ ↑ ↓ ↑ ↓ ↑ ↓ ↑ ↓ ↑ ↓

**6**

1 2 3 4 | 1 2 3 4 | 1 2 3 4 | 1 2 3 4 :||

↑ ↓ ↑ ↓ ↓ ↓ ↑ ↓ ↑ ↓ ↑ ↓ ↑ ↓ ↑ ↓ ↑ ↓

**7**

1 2 3 4 | 1 2 3 4 | 1 2 3 4 | 1 2 3 4 :||

↑ ↓ ↓ ↑ ↓ ↓ ↑ ↓ ↑ ↓ ↑ ↓ ↑ ↓ ↑ ↓ ↑ ↓

**8**

1 2 3 4 | 1 2 3 4 | 1 2 3 4 | 1 2 3 4 :||

↑ ↓ ↓ ↑ ↑ ↓ ↑ ↓ ↑ ↓ ↑ ↓ ↑ ↓ ↑ ↓ ↑ ↓

# 18 - Guitar Worship - 18

## THE KEY OF G

### LORD I LIFT YOUR BLOOD UP HIGH

**G** 1 2 3 4 **C** 1 2 3 4 **D** 1 2 3 4 **D2** 1 2 3 4  
 | Lord I lift Your Blood up high  
 • ↓ ↑• ↓↑ ↑↓ ↑• ↓ ↑↓ ↑↓

**G** 1 2 3 4 **C** 1 2 3 4 **D** 1 2 3 4 **D2** 1 2 3 4  
 | Lord I love to sing You wor ship  
 ↑• ↓ ↑• ↓ ↑• ↓↑ ↑↓ ↑• ↓ ↑↓ ↑↓ ↑↓ ↑↓ ↑↓

**G** 1 2 3 4 **C** 1 2 3 4 **D** 1 2 3 4 **D2** 1 2 3 4  
 | I'm so glad You're in my life  
 ↑• ↓ ↑• ↓ ↑• ↓↑ ↑↓ ↑• ↓ ↑• ↓ ↑↓ ↑↓ ↑↓ ↑↓ ↑↓

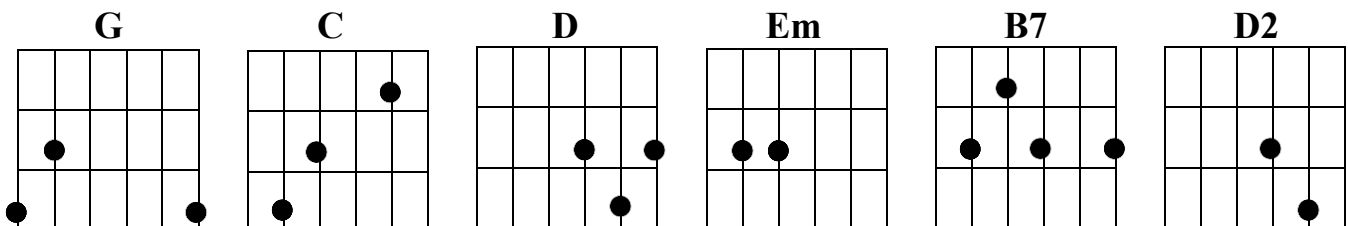
**G** 1 2 3 4 **C** 1 2 3 4 **D** 1 2 3 4 **D2** 1 2 3 4  
 | I'm so glad You Came and Saved me  
 ↑• ↓ ↑• ↓ ↑• ↓↑ ↑↓ ↑• ↓ ↑• ↓ ↑↓ ↑↓ ↑↓ ↑↓ ↑↓

**G** 1 2 3 4 **C** 1 2 3 4 **D** 1 2 3 4 **D2** 1 2 3 4 **C** 1 2 3 4  
 | You Came from Hea ven to earth, to Be the  
 • ↓ ↑• ↓ ↑• ↓ ↑• ↓ ↑• ↓ ↑• ↓ ↑• ↓ ↑• ↓ ↑• ↓ ↑• ↓ ↑• ↓ ↑• ↓

**G** 1 2 3 4 **C** 1 2 3 4 **D** 1 2 3 4 **D2** 1 2 3 4 **C** 1 2 3 4  
 | Way From the earth to the cross, my debt is  
 ↑• ↓ ↑• ↓ ↑• ↓ ↑• ↓ ↑• ↓ ↑• ↓ ↑• ↓ ↑• ↓ ↑• ↓ ↑• ↓ ↑• ↓

**G** 1 2 3 4 **C** 1 2 3 4 **D** 1 2 3 4 **D2** 1 2 3 4 **B7** 1 2 3 4  
 | Paid From the cross to the grave From the grave to the  
 ↑• ↓ ↑• ↓ ↑• ↓↑ ↑↓ ↑• ↓ ↑• ↓ ↑• ↓ ↑• ↓ ↑• ↓ ↑• ↓ ↑• ↓

**Em** 1 2 3 4 **C** 1 2 3 4 **D** 1 2 3 4 **G** 1 2 3 4 1 2 3 4  
 | sky Lord I lift Your Blood up high more Lord I etc...  
 ↑↓ • ↓ ↑↓ ↑↓ ↑↓ ↑↓ ↑↓ ↑↓ ↑↓ • ↓



# 18 - Guitar Worship - 18

## Note:

The bottom line: your worship and strumming comes from your heart and connects with Holy Spirit.

When you enjoy your worship and can come into the Presence of the Lord without having to think about your guitar playing, you made it to be the good worshipper and the good guitar player!

The ultimate goal is always: Presence and Manifestation of Lord Jesus and Holy Spirit!

## THE KEY OF D

### WHAT A FELLOWSHIP

<p><b>D</b></p> <p>1 2 3 4</p> <p>  What a fellowship,</p> <p>• ↓ ↑ • • ↓</p>	<p><b>G</b></p> <p>1 2 3 4</p> <p>  what a Joy Divine</p> <p>• ↓ ↑ • • ↓</p>	<p><b>D</b></p> <p>1 2 3 4</p> <p>  Lea ning on Your Ever</p> <p>• ↓ ↑ • • ↓</p>	<p><b>E</b></p> <p>1 2 3 4</p> <p>  las ting Arms</p> <p>• ↓ ↑ • • ↓</p>
<p><b>D</b></p> <p>1 2 3 4</p> <p>  What Se curi ty,</p> <p>• ↓ ↑ • • ↓</p>	<p><b>G</b></p> <p>1 2 3 4</p> <p>  what a Peace is mine</p> <p>• ↓ ↑ • • ↓</p>	<p><b>D</b></p> <p>1 2 3 4</p> <p>  lea ning on Your Ever</p> <p>• ↓ ↑ • • ↓</p>	<p><b>E</b></p> <p>1 2 3 4</p> <p>  las ting Arms</p> <p>• ↓ ↑ • • ↓</p>
<p><b>D</b></p> <p>1 2 3 4</p> <p>  Lea ning,</p> <p>• ↓ ↑ • • ↓</p>	<p><b>D7</b></p> <p>1 2 3 4</p> <p>  lea ning,</p> <p>• ↓ ↑ • • ↓</p>	<p><b>G</b></p> <p>1 2 3 4</p> <p>  lea ning,</p> <p>• ↓ ↑ • • ↓</p>	<p><b>G7</b></p> <p>1 2 3 4</p> <p>  Safe and Secure from</p> <p>• ↓ ↑ • • ↓</p>
<p><b>D</b></p> <p>1 2 3 4</p> <p>  Lea ning,</p> <p>• ↓ ↑ • • ↓</p>	<p><b>D7</b></p> <p>1 2 3 4</p> <p>  lea ning,</p> <p>• ↓ ↑ • • ↓</p>	<p><b>G</b></p> <p>1 2 3 4</p> <p>  lea ning, I'm</p> <p>• ↓ ↑ • • ↓</p>	<p><b>G7</b></p> <p>1 2 3 4</p> <p>  lea ning on Your Ever</p> <p>• ↓ ↑ • • ↓</p>
<p><b>D</b></p> <p>1 2 3 4</p> <p>  Oh how sweet to walk</p> <p>• ↓ ↑ • • ↓</p>	<p><b>G</b></p> <p>1 2 3 4</p> <p>  in my Jesus Ways I'm</p> <p>• ↓ ↑ • • ↓</p>	<p><b>D</b></p> <p>1 2 3 4</p> <p>  lea ning on Your Ever</p> <p>• ↓ ↑ • • ↓</p>	<p><b>E</b></p> <p>1 2 3 4</p> <p>  las ting Arms</p> <p>• ↓ ↑ • • ↓</p>
<p><b>D</b></p> <p>1 2 3 4</p> <p>  Oh how bright the path</p> <p>• ↓ ↑ • • ↓</p>	<p><b>G</b></p> <p>1 2 3 4</p> <p>  grows from day to day I'm</p> <p>• ↓ ↑ • • ↓</p>	<p><b>D</b></p> <p>1 2 3 4</p> <p>  lea ning on Your Ever</p> <p>• ↓ ↑ • • ↓</p>	<p><b>E</b></p> <p>1 2 3 4</p> <p>  las ting Arms</p> <p>• ↓ ↑ • • ↓</p>

Leaning .....

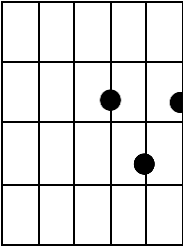
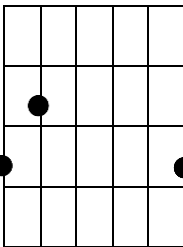
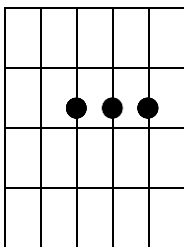
# 18 - Guitar Worship - 18

<b>D</b>	<b>G</b>	<b>D</b>	<b>E</b>	<b>A</b>
1 2 3 4   1 2 3 4   1 2 3 4   1 2 3 4	1 2 3 4   1 2 3 4   1 2 3 4   1 2 3 4	1 2 3 4   1 2 3 4   1 2 3 4   1 2 3 4	1 2 3 4   1 2 3 4   1 2 3 4   1 2 3 4	1 2 3 4   1 2 3 4   1 2 3 4   1 2 3 4
What have I to dread	what have I to fear I'm lea	ning on Your Ever	las	ting Arms
• ↓ ↑ • • ↓	• ↓ ↑ • • ↓	• ↓ ↑ • • ↓	• ↓ ↑ • • ↓	• ↓ ↑ • • ↓

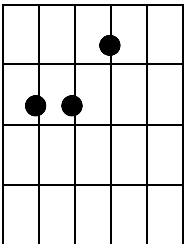
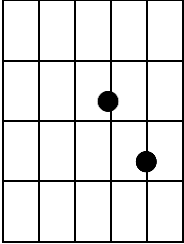
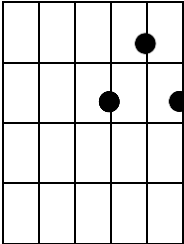
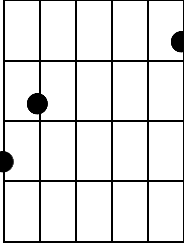
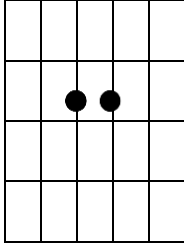
  

<b>D</b>	<b>G</b>	<b>D</b>	<b>E</b>	<b>A D</b>
1 2 3 4   1 2 3 4   1 2 3 4   1 2 3 4	1 2 3 4   1 2 3 4   1 2 3 4   1 2 3 4	1 2 3 4   1 2 3 4   1 2 3 4   1 2 3 4	1 2 3 4   1 2 3 4   1 2 3 4   1 2 3 4	1 2 3 4   1 2 3 4   1 2 3 4   1 2 3 4
I have perfect Peace	with my Lord so near I'm lea	ning on Your Ever	las	ting Arms
• ↓ ↑ • • ↓	• ↓ ↑ • • ↓	• ↓ ↑ • • ↓	• ↓ ↑ • • ↓	• ↓ ↑ • • ↓

Leaning .....

<b>D</b>	<b>G</b>	<b>A</b>
		

<b>E</b>	<b>D2</b>	<b>D7</b>	<b>G7</b>	<b>A2</b>
				

Congratulations!

You have now accomplished all the basics to worship with your guitar anywhere, anytime and anyhow Holy Spirit Directs you.