

# 14 – Guitar Worship - 14

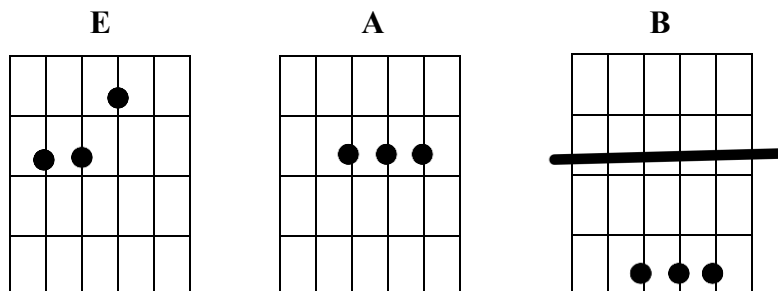
**Lesson 14** – We will learn a few chord extensions to the chords of E and A.

- Listen to the song: ‘Jesus I need to know True Love’ on the website.  
That will be your next song to play.

## THE KEY OF E

### JESUS I NEED TO KNOW TRUE LOVE

<b>E</b>	<b>A</b>	<b>E</b>		<b>B</b>
Jesus I need to know True Love, deeper than the love found on earth				
<b>E</b>	<b>A</b>	<b>E</b>	<b>A</b>	<b>B</b> <b>E</b>
Take me into Your Kings Chambers, Cause my love to mature 2x				
	<b>E</b>			
Let me know the Kisses of Your Mouth, let me feel Your warm <b>Embrace</b>				
	<b>E</b>			
Let me smell the Fragrance of Your Touch, let me see Your lovely Face				
<b>A</b>			<b>E</b>	
Take me away with You, even so <b>Lord Come</b>				
<b>A</b>			<b>E</b>	
<b>I love You Lord, yes I love You more than life</b> 2x more				
<b>E</b>	<b>A</b>	<b>E</b>		<b>B</b>
My heart and my flesh yearn for You Lord, to love You is all I can do				
<b>E</b>	<b>A</b>	<b>E</b>	<b>A</b>	<b>B</b> <b>E</b>
You have become my sole passion, <b>Cause my love to be true</b>				



# 14 – Guitar Worship - 14

- You noticed that in the first 2 lines of the chorus we only used the chord of E.

**E**

Let me know the Kisses of Your Mouth, let me feel Your warm **Embrace**

**E**

Let me smell the Fragrance of Your Touch, let me see Your Lovely Face

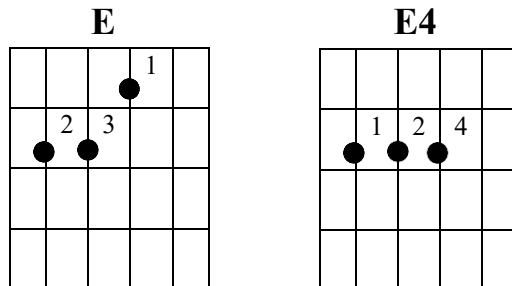
To make it sound more interesting we are going to work with the chord of E.

- A regular chord is build up from the 1, 3, 5 tone of their scale, (see Keywords 'SCALES' and 'CHORDS').

In the E4 chord we use the 4<sup>th</sup> tone of the scale of E instead of the 3<sup>rd</sup>.

E chord: e f# g# a b c# d# e      E4 chord: e f# g# a b c# d# e  
1 2 3 4 5 6 7 1      1 2 3 4 5 6 7 1

- As you can see in below picture of the E chord, the tone in the first space on the G string (g#) moves 1 space up and we no longer play the tone g#, but the tone a. (See Keywords 'NOTES ON THE GUITAR').



**E**

Let me know the Kisses of Your Mouth, let me feel Your warm **Embrace**

**E4**

**E**

**E4**

**E4**

**E**

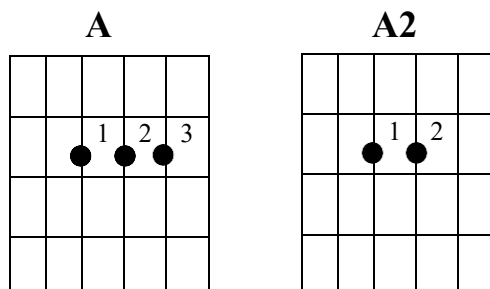
**E**

Let me smell the Fragrance of Your Touch, let me see Your lovely Face

- Sing and strum the chorus with the added E4 and you will hear it.
- The same method we can apply to the A chord.  
In this case we use the A2 chord.  
The normal A chord is build up from 1, 3, 5 (a,c#,e), but now we use 2 instead of 3  
In the chord of A2, the second note is b:

A chord: a b c# d e f# g# a      A2 chord: a b c# d# e f# g# a  
1 2 3 4 5 6 7 1      1 2 3 4 5 6 7 1

- The second string is the B string. When we let go of our third finger, we hear the bare string, the B. Now we have the A2 chord.



# 14 – Guitar Worship - 14

- Remember to strum the chords precisely at the words above where they show.

Now let's sing and play this same song again with the extra chords of E4 and A2!

## THE KEY OF E

### JESUS I NEED TO KNOW TRUE LOVE

**E      A A2      E      E4 E      B**  
 Jesus I need to know True Love, deeper than the love found on earth  
**E      A A2      E      E4 A A2      B      E E4 E E4**  
 Take me into Your Kings Chambers, Cause my love to mature 2x  
  
**E      E4      E**  
 Let me know the Kisses of Your Mouth, let me feel Your warm **Embrace**  
**E4      E      E4      E**  
 Let me smell the Fragrance of Your Touch, let me see Your lovely Face  
**A      A2      A      E E4 E E4**  
 Take me away with You, even so **Lord Come**  
**A      A2      A      E E4 E E4**  
**I love You Lord, yes I love You more than life 2x more**  
  
**E      A A2      E      E4 E      B**  
 My heart and my flesh yearn for You Lord, to love You is all I can do  
**E      A A2      E E4      A A2      B      E E4 E E4**  
 You have become my sole passion, **Cause my love to be true**

