

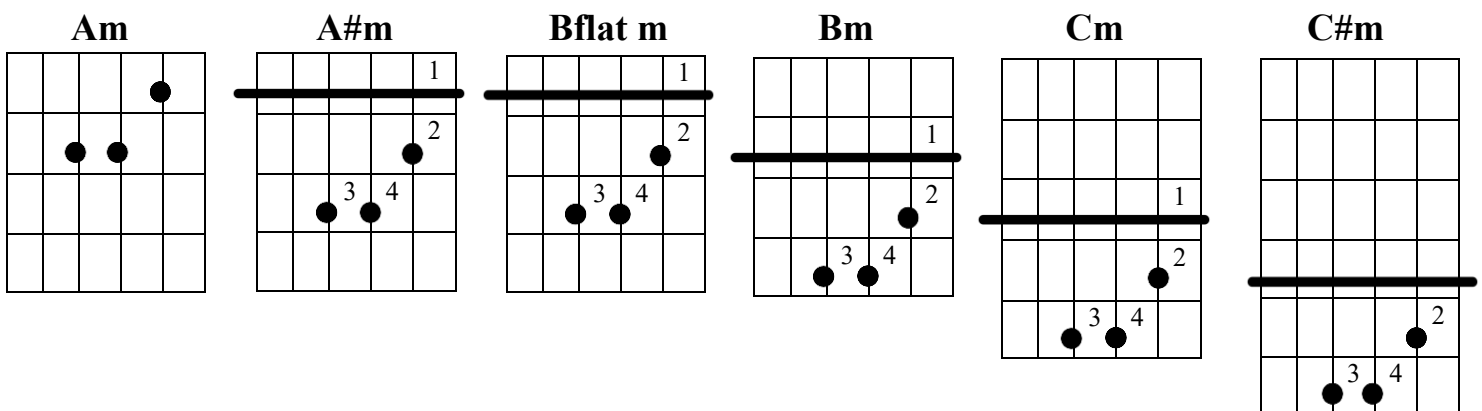
# 13 – Guitar Worship - 13

## Lesson 13 – One more replacement chord.

- You learned the song ‘Create in me a Clean heart’ with only the standard chords for the key of E: E, A, B (1, 4, 5).
- Next in the same song we replace the number 1 chord with the number 6m chord.  
E → C#m
- And we replace the number 5 chord (B) with the number 3 minor chord (G#m).  
B → G#m
- The number 5 chord being replaced by the number 3m chord (in any key) does not happen very often.
- The chords we use in ‘Create in me a Clean heart’ in the key of E are now:

Key of E: E F# G#m A B C#m D# E F# G#m A B C#m D# etc.  
1 2 3 4 5 6 7 1 2 3 4 5 6 7

- Tip:** Listen to the difference in how the song sounded with the chords you used in lesson 12 and how it sounds using the replacement chords in this lesson 13. Notice that you can play either way and see what sounds better to you.
- When playing the C#m chord your index finger makes a bar all the way in the fourth space while the other fingers are forming the chord.
- How to find the C#m chord:  
Start moving up from the Am chord, each space moving up sounds a half tone higher. Keep going Am – A#m – Bm – Cm – C#m until you reach C#m. See below.  
And C#m is the 6m replacement chord for the chord E.

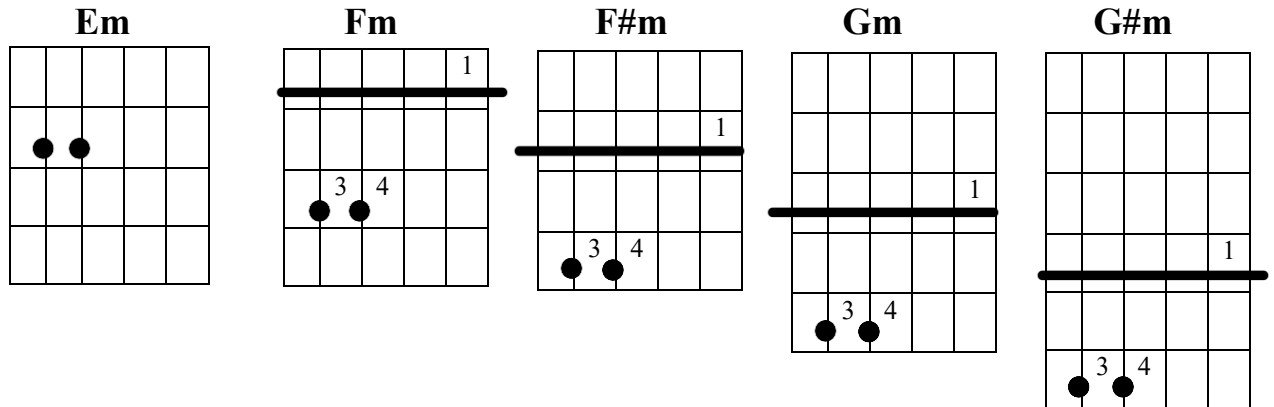


- When playing the G#m chord, see next page, your index finger also makes a bar in the fourth space with the other fingers forming the chord.

# 13 – Guitar Worship - 13

- Finding the **G#m** chord:

Start moving up from the Em chord, each space moving up sounds a half tone higher. Keep going Em – Fm – F#m – Gm – G#m until you reach G#m.  
See below.



- G#m is the 3m replacement chord in the key of E for chord B (number 5 chord).

## THE KEY OF E

### CREATE IN ME A CLEAN HEART

**E                      B                      A                      E**  
Create in me a clean heart oh Lord

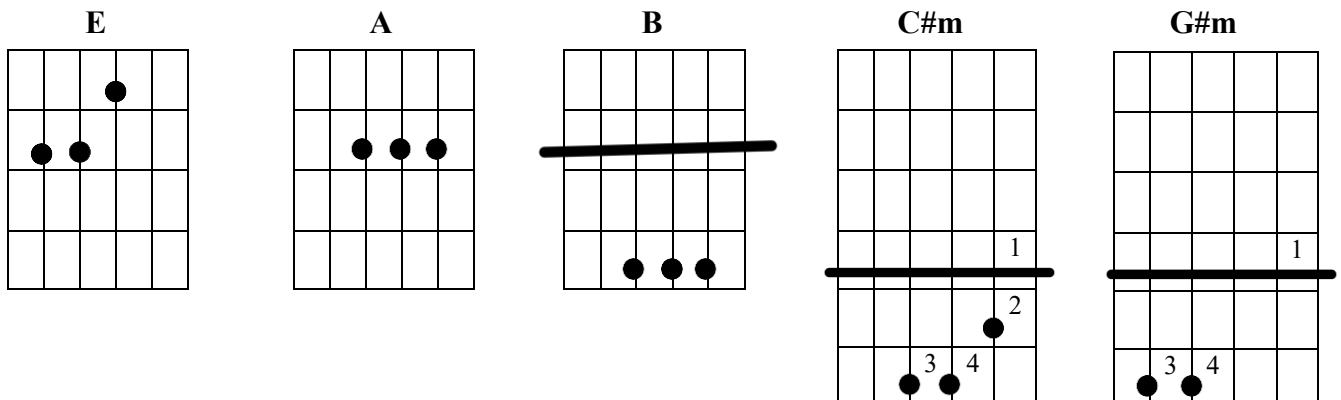
**A    B    A E**  
And Renew Your right Spirit within me 2x

**A                      B    E                      C#m**  
Cast me not away **from Your Presence** oh Lord

**A    B    E**  
And take not **Your Holy Spirit** from me

**A                      B                      G#m    C#m**  
Restore unto me the Joy of Your Salvation

**A    B    A E**  
And Renew **Your right Spirit** within me



# 13 – Guitar Worship - 13

- The **key of A**:  
In the next song ‘when I look into Your Holiness’ played in the key of A, we will again replace the number 1 chord (A) with the number 6 chord (F#m):

A → F#m

- And we replace the number 5 chord (E) with the number 3 minor chord (C#m).

E → C#m

- The chords we use for this song in the **key of A** are:

**Key of A:** A B C#m D E F#m G# A B C#m D E F# etc.  
1 2 3 4 5 6 7 1 2 3 4 5 6

## THE KEY OF A

### WHEN I LOOK INTO YOUR HOLINESS

A D  
 When I look into Your Holiness  
 A F#m  
 When i gaze into Your Loveliness  
 A D E  
 When all things that surround become shadows in the Light of You  
 A D  
 When I find the joy of reaching Your Heart  
 A F#m  
 When my Will becomes enthroned in Your Love  
 A D E  
 When all things that surround become shadows in the Light of You  
 D E C#m F#m  
 I worship You Jesus, I worship You Jesus  
 D E A D E  
 The reason i live is to worship You Jesus  
 D E C#m F#m  
 I worship You Jesus, I worship You Jesus  
 D E A D A  
 The reason i live is to worship You

