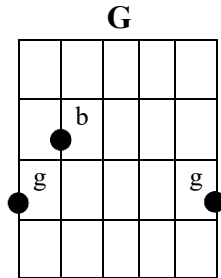


10 – Guitar Worship - 10

Lesson 10 – Play a bass on your guitar.

- When you play the chord of E, all 6 strings, you play both bare E strings, the high E string and the low E string.
- When you play the chord of G, all 6 strings, you play in fact the note **g** on the lowest string, the note **g** on the highest string and the bare G string (third string).
See: Keywords 'NOTES ON THE GUITAR'

Let's look at the G chord:



- The **g** on the low e-string is your lowest sounding tone in the G chord.
And the **g** is the most important tone in the **chord of G**.
Both these facts make this tone very important and you can use the **low g** as a **bass** in the **chord of G**.

In each chord, only one string is the bass used as follows:

Chord A (B): Bass is fifth A string (B)

Chord C: Bass is fifth A string, your finger in the third space is C

Chord D: Bass is fourth D string

Chord E (F): Bass is sixth E string (F)

Chord G: Bass is sixth E string, your finger in the third space is G

- First learn the song 'I am Redeemed', see below:

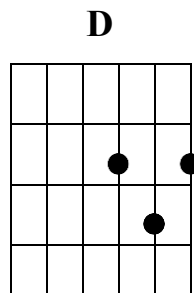
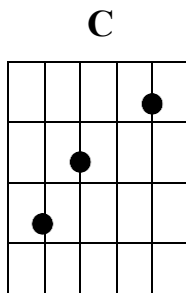
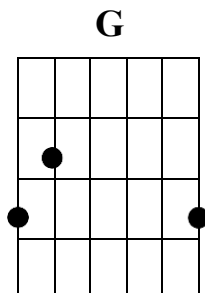
THE KEY OF G: I AM REDEEMED

G **C** **G**
I am Redeemed by the Blood of the Lamb

D **G**
Glory Glory, Christ is mine

C **G**
All to You I now resign

G **D** **G**
I am Redeemed, I am Redeemed



10 – Guitar Worship - 10

- Clap the beat while you are humming the song, here written out in measures. Clap regularly 1 clap on every beat in example 1 and clap regularly 2 claps on every beat of example 2.
(Ignore the strumming symbols while you are clapping).
- You can use the concept of playing bass (lowest string) on your guitar in the song 'I am Redeemed' when **strumming the guitar** as follows:

First example: Play only the bass string, represented by a bullet • on beat 1 and 3 (heavier beats).

On beat number 2 and number 4 (lighter beats), you strum the rest of the strings represented by a down arrow ↓.

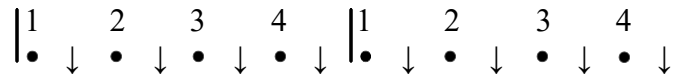
I	am	Re-	deemed		by the Blood of the	Lamb		Glory
4	1	2	3		4	1	2	3
↓	•	↓	•		↓	•	↓	•
	Glo	ry			Christ is	mine		All to
	1	2	3		4	1	2	3
	•	↓	•		↓	•	↓	•
	You				I now re	sign		I am Re-
	1	2	3		4	1	2	3
	•	↓	•		↓	•	↓	•
	deemed	I	am		Re-	deemed		I am etc.
	1	2	3		4	1	2	3
	•	↓	•		↓	•	↓	•

Second example: You play the bass string on every beat and you strum the other strings in between each beat. Your right hand moves twice as fast while your singing remains the same.

I	am	Re-	deemed		by the Blood of the	Lamb		Glory
4	1	2	3		4	1	2	3
	•	↓	•	↓	•	↓	•	↓
	Glo	ry			Christ is	mine		All to
	1	2	3		4	1	2	3
	•	↓	•	↓	•	↓	•	↓
	You				I now re	sign		I am Re-
	1	2	3		4	1	2	3
	•	↓	•	↓	•	↓	•	↓
	deemed	I	am		Re-	deemed		I am etc.
	1	2	3		4	1	2	3
	•	↓	•	↓	•	↓	•	↓

10 – Guitar Worship - 10

- Next is the song ‘I have the joy’ written out in measures:
- First, **clap** the beat while singing the song.
- **Strumming the guitar:** Use the same strum pattern as in the song ‘I am Redeemed’ second example. Play only string number 6 on every beat and strum the other strings between the beats.



I have the joy joy joy joy down in my heart
4 1 2 3 4 1 2 3 4

down in my heart down in my heart
1 2 3 4 1 2 3 4

I have the joy joy joy joy down in my heart
4 1 2 3 4 1 2 3 4

down in my heart to stay I have the etc.
1 2 3 4 1 2 3 4

I HAVE THE JOY

G **D** **G**
I have the joy, joy, joy, joy down in my heart down in my heart, down in my heart
G **D** **G**
I have the joy, joy, joy, joy, down in my heart, down in my heart to stay

Varieties: - I have the Blood of Jesus, Blood of Jesus down in my heart... to Cleans 2x
- And I say Jesus, Jesus, Jesus, Jesus, Jesus my Lord... always 2x
- I have the Peace surpassing understanding down in my heart... to stay 2x
- **I have the Holy Spirit... to Guide** 2x
- I have the Living Waters, Living waters Flowing in me ... **to drink** 2x
- **I have the Fire of the Holy Ghost Burning in me... always** 2x
- **I have the Touch of Jesus... to stay** 2x
- **I have the Victory ... Burning in me always** 2x

