

## 2 - Guitar Worship - 2

**Lesson 2** – You will practice going from one chord to another while you explore more songs played in the key of A.

### Practice 1:

- Place your fingers in the position of the A chord. Strum it and make sure it sounds good and clear. Ask the Lord to Help you and Guide your hands and fingers.
- Strum each string individually and again check for clarity of sound for each individual string. Repeat this every so often when you start playing. Move your fingers close to the fret so it is easier to press the string down.
- **Tip:** Keep the nails on your left hand short so you can place the top of your fingers on the string. Keep your left hand open and your fingers round.
- **Tip:** Sometimes a finger accidentally touches the high E-string which stops the sound. Move your hand and wrist to a comfortable position, keep your hand open, don't cramp it, and keep the high E-string clear. In every chord you play, the position of your hand, thumb and wrist can move slightly to be comfortable.
- Next, place your fingers in the position of the D chord. Strum it and again make sure it sounds good and clear.

### Practice 2:

- Switch back and forth between the chords of A and D. If there is no clear sound, just continue with the next chord. You practice this until it gets easier and after a while you can go to the new chord with one smooth movement of all fingers.  
**Tip:** Slide your third finger that is placed on the second string in both chord A and chord D back and forth over the same string instead of lifting it from the string. Then it is your orientation for the other 2 fingers.
- Practice the same between the chord of A and the chord of E until it gets easier.
- And practice the same between the chord of D and the chord of E.

### THE KEY OF A

### I LOVE YOU

**A**

I love You, I love You Lord

**D**

**A**

Because You first Loved Your Father

**E**

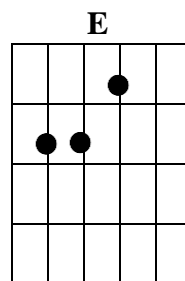
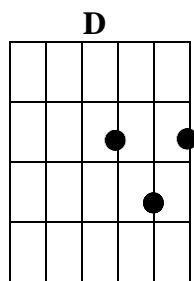
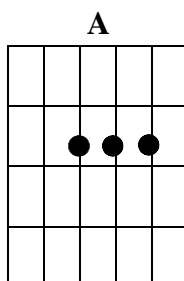
**D A**

And You Purchased my Salvation

**E**

**A**

On Calvary's tree



## 2 - Guitar Worship - 2

Try the song again playing by ear and then write in the chords yourself, using one of the chords below. Listen to where you have to change chords.

### THE KEY OF A

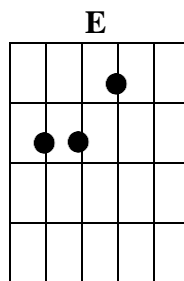
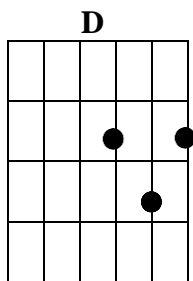
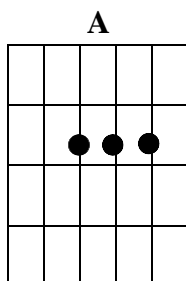
#### I LOVE YOU

I love You, I love You Lord

Because You first Loved Your Father

And You Purchased my Salvation

On Calvary's tree

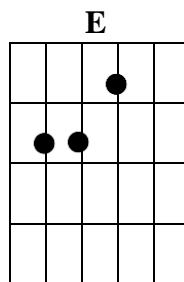
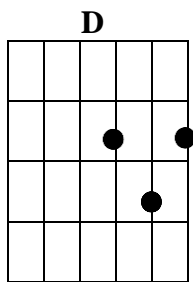
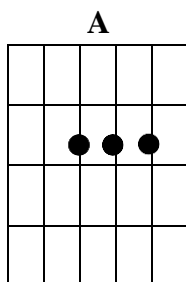


## 2 - Guitar Worship - 2

### THE KEY OF A

#### JESUS IN HEAVEN

**A** **D**  
 Jesus in Heaven how I love You  
**E** **A**  
 I lift Your Presence in my heart  
**A** **D**  
 Let Your Kingdom be Established on my worship  
**E** **A**  
 As You Come and **Do Your Mighty Works**  
**E** **A** **D** **E** **A**  
 Sovereign are You Lord Jesus Almighty Who Was and Is and Is here now  
**E** **A** **D**  
 Sovereign are You Lord Jesus Almighty  
**E** **A** **D** **E** **A**  
**You Reign forevermore** (when repeat: **You Reign forevermore**)  
 repeat as desired



## 2 - Guitar Worship - 2

### THE KEY OF A

#### I HEAR MY SAVIOR SAY

**A** **E** **A**  
 I hear my Savior say, your strength indeed is small  
**A** **E** **A**  
 Child of weakness watch and pray, find in Me your all in all  
**A** **E**  
 Jesus You Paid it All, all to You I owe  
**A** **D** **A** **E** **A**  
 Sin had left me without You, but You Wash me whiter than snow  
**A** **E** **A**  
 Lord now indeed I find, **Your Power, and Yours alone**  
**A** **E** **A**  
 Can Change the lepers spots, and Melt my heart of stone  
**A**  
 Jesus Paid .....  
**A** **E** **A**  
 For nothing good have I, where-by Your Grace to claim  
**A** **E** **A**  
 I'll wash my garments white, in the Blood of Calvary's Lamb  
**A**  
 Jesus Paid .....  
**A** **E** **A**  
 And when before Your Throne, **I stand in You complete**  
**A** **E** **A**  
 Jesus Rose my soul to Save, my heart shall still repeat  
**A**  
 Jesus Paid .....

