

14 – Guitar Worship - 14

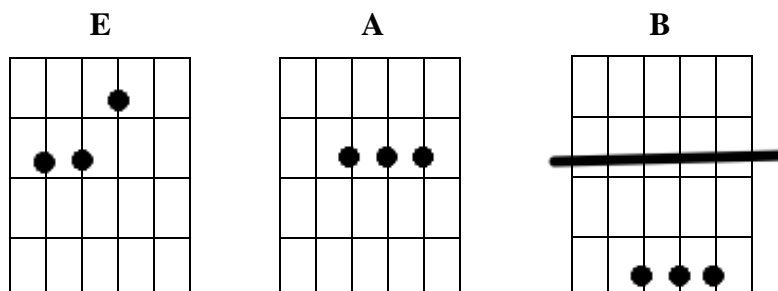
Lesson 14 – We will learn a few chord extensions to the chords of E and A.

- Listen to the song: ‘Jesus I need to know True Love’ on the website. That will be your next song to play.

THE KEY OF E

JESUS I NEED TO KNOW TRUE LOVE

E **A** **E** **B**
 Jesus I need to know True Love, deeper than the love found on earth
E **A** **E** **A** **B** **E**
 Take me into Your Kings Chambers, Cause my love to mature 2x
E
 Let me know the Kisses of Your Mouth, let me feel Your warm **Embrace**
E
 Let me smell the Fragrance of Your Touch, let me see Your lovely Face
A **E**
 Take me away with You, **even so Lord Come**
A **E**
I love You Lord, yes I love You more than life 2x more
E **A** **E** **B**
 My heart and my flesh yearn for You Lord, to love You is all I can do
E **A** **E** **A** **B** **E**
 You have become my sole passion, **Cause my love to be true**



14 – Guitar Worship - 14

- You noticed that in the first 2 lines of the chorus we only used the chord of E.

E

Let me know the Kisses of Your Mouth, let me feel Your warm **Embrace**

E

Let me smell the Fragrance of Your Touch, let me see Your Lovely Face

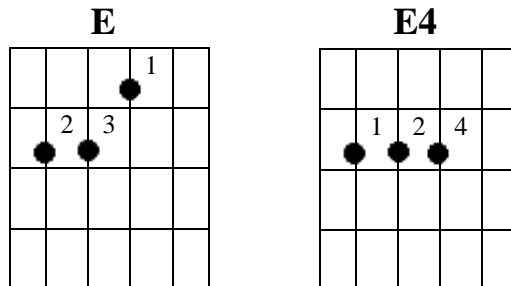
To make it sound more interesting we are going to work with the chord of E.

- A regular chord is build up from the 1, 3, 5 tone of their scale, (see Keywords 'SCALES' and 'CHORDS').

In the E4 chord we use the 4th tone of the scale of E instead of the 3rd.

E chord: e f# g# a b c# d# e E4 chord: e f# g# a b c# d# e.
 1 2 3 4 5 6 7 1 1 2 3 4 5 6 7 1

- As you can see in below picture of the E chord, the tone in the first space on the G string (g#) moves 1 space up and we no longer play the tone g#, but the tone a. (See Keywords 'NOTES ON THE GUITAR').



E

Let me know the Kisses of Your Mouth, let me feel Your warm **Embrace**

E4

E

E4

E4

E

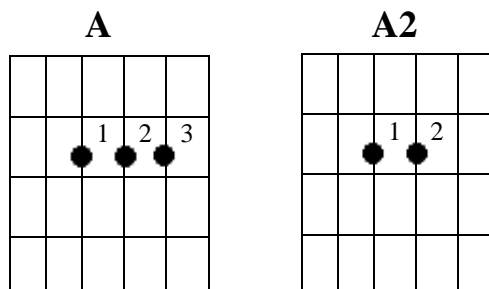
E

Let me smell the Fragrance of Your Touch, let me see Your lovely Face

- Sing and strum the chorus with the added E4 and you will hear it.
- The same method we can apply to the A chord.
 In this case we use the A2 chord.
 The normal A chord is build up from 1, 3, 5 (a,c#,e), but now we use 2 instead of 3
 In the chord of A2, the second note is b:

A chord: a b c# d e f# g# a A2 chord: a b c# d# e f# g# a.
 1 2 3 4 5 6 7 1 1 2 3 4 5 6 7 1

- The second string is the B string. When we let go of our third finger, we hear the bare string, the B. Now we have the A2 chord.



14 – Guitar Worship - 14

- Remember to strum the chords precisely at the words above where they show.

Now let's sing and play this same song again with the extra chords of E4 and A2!

THE KEY OF E

JESUS I NEED TO KNOW TRUE LOVE

E A A2 E E4 E B
 Jesus I need to know True Love, deeper than the love found on earth
E A A2 E E4 A A2 B E E4 E E4
 Take me into Your Kings Chambers, Cause my love to mature 2x

E E4 E
 Let me know the Kisses of Your Mouth, let me feel Your warm **Embrace**
E4 E E4 E
 Let me smell the Fragrance of Your Touch, let me see Your lovely Face
A A2 A E E4 E E4
 Take me away with You, even so **Lord Come**
A A2 A E E4 E E4
I love You Lord, yes I love You more than life 2x more

E A A2 E E4 E B
 My heart and my flesh yearn for You Lord, to love You is all I can do
E A A2 E E4 A A2 B E E4 E E4
 You have become my sole passion, **Cause my love to be true**

