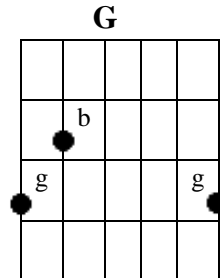


10 – Guitar Worship - 10

Lesson 10 – Sounding a bass on your guitar.

- When you play the chord of E, all 6 strings, you play both bare E strings, the high E string and the low E string.
- When you play the chord of G, all 6 strings, you play in fact the note **g** on the lowest string, the note **g** on the highest string and the bare G string (third string).

Let's look at the G chord:



- The **g** on the low e-string is your lowest sounding tone in the G chord.
And the **g** is the most important tone in the **chord of G**.
Both these facts make this tone very important and you can use the **low g** as a **bass** in the **chord of G**.
- First learn the song 'I am Redeemed', see below:
- With the examples on the next page, the song is written out in measures and shows the strumming using a bass represented by a bullet for a single string and a down arrow for strumming the rest of the strings.
- Clap the beat while you are humming the song. Clap the beat according to example 1 and clap according to example 2. Example 2 has twice as many claps for each word.

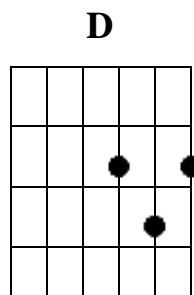
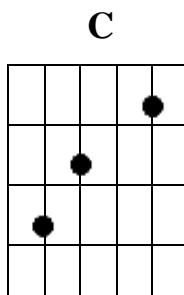
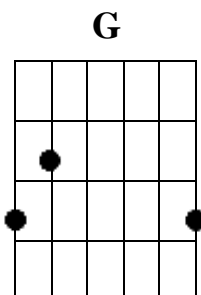
THE KEY OF G: I AM REDEEMED

G C G
I am Redeemed by the Blood of the Lamb

D G
Glory Glory, Christ is mine

C G
All to You I now resign

G D G
I am Redeemed, I am Redeemed



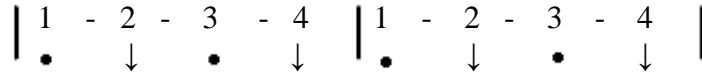
10 – Guitar Worship - 10

- **Strumming the guitar:** This concept of the bass (lowest string) in the chord you can use as follows:

First example: Play only string 6 on beat 1 and 3 (heavier beats) represented by •.

String 6 is the low note **g** and **bass** in this song.

On beat number 2 and number 4 you strum the other strings represented by ↓ as follows:



I	am	Re-	deemed		by the Blood of the	Lamb		Glory		
	4		1	2	3	4	1	2	3	4
	↓		•	↓	•	↓	•	↓	•	↓
			Glo	ry		Christ is	mine		All to	
			1	2	3	4	1	2	3	4
			•	↓	•	↓	•	↓	•	↓
			You		I now re	sign		I	am	Re-
			1	2	3	4	1	2	3	4
			•	↓	•	↓	•	↓	•	↓
			deemed	I	am	Re-	deemed		I	am etc.
			1	2	3	4	1	2	3	4
			•	↓	•	↓	•	↓	•	↓

Second example: You play the bass string on every beat and you strum the other strings in between each beat. Your right hand moves twice as fast while your singing remains the same.

I	am	Re-	deemed		by the Blood of the	Lamb		Glory		
	4		1	2	3	4	1	2	3	4
			•	↓	•	↓	•	↓	•	↓
			Glo	ry		Christ is	mine		All to	
			1	2	3	4	1	2	3	4
			•	↓	•	↓	•	↓	•	↓
			You		I now re	sign		I	am	Re-
			1	2	3	4	1	2	3	4
			•	↓	•	↓	•	↓	•	↓
			deemed	I	am	Re-	deemed		I	am etc.
			1	2	3	4	1	2	3	4
			•	↓	•	↓	•	↓	•	↓

10 – Guitar Worship - 10

- Next is the song 'I have the joy' written out in measures:

I	have the	joy	joy	joy	joy	down in	my	heart	
4		1	2	3	4	1	2	3	4
		down in	my	heart		down in	my	heart	
		1	2	3	4	1	2	3	4
I	have the	joy	joy	joy	joy	down in	my	heart	
4		1	2	3	4	1	2	3	4
		down in	my	heart	to	stay		I	have the etc.
		1	2	3	4	1	2	3	4

- First, clap the beat while singing the song.
- Strumming the guitar:** Use the same strum pattern as in the first song: Play only string number 6 on every first beat and every third beat (the heavier beats), and on the second beat and fourth beat you strum the other strings.

1	-	2	-	3	-	4	1	-	2	-	3	-	4
.		↓		.		↓	.		↓		.		↓

I HAVE THE JOY

G	D	G
I have the joy, joy, joy, joy	down in my heart down in my heart,	down in my heart
G	D	G
I have the joy, joy, joy, joy,	down in my heart, down in my heart	to stay

- Varieties:
- I have the Blood of Jesus, Blood of Jesus down in my heart... to Cleans 2x
 - And I say Jesus, Jesus, Jesus, Jesus, Jesus my Lord... always 2x
 - I have the Peace surpassing understanding down in my heart... to stay 2x
 - **I have the Holy Spirit... to Guide** 2x
 - I have the Living Waters, Living waters Flowing in me ... **to drink** 2x
 - **I have the Fire of the Holy Ghost Burning in me... always** 2x
 - **I have the Touch of Jesus... to stay** 2x
 - **I have the Victory ... Burning in me always** 2x

G	C	D
