

# 18 - Guitar Worship - 18

Lesson 18 – Let's apply some Strumming patterns to some songs:

## THE KEY OF G

## LORD I LIFT YOUR BLOOD UP HIGH

<b>G</b>				<b>C</b>				<b>D</b>				<b>D2</b>				
1	2	3	4	1	2	3	4	1	2	3	4	1	2	3	4	
		Lord	I	lift	Your	Blood	up	high								
↑•	↓	•	↓	↑•	↓↑	↓↑	↓↑	↑•	↓↑	↓↑	↓↑	↓•	↓	↑↓	↑↓	

<b>G</b>				<b>C</b>				<b>D</b>				<b>D2</b>				
1	2	3	4	1	2	3	4	1	2	3	4	1	2	3	4	
		Lord	I	love	to	sing	You	wor		ship						
↑•	↓	↑•	↓	↑•	↓↑	↓↑	↓↑	↑•	↓	↑•	↓	↑↓	↑↓	↑↓	↑↓	

<b>G</b>				<b>C</b>				<b>D</b>				<b>D2</b>				
1	2	3	4	1	2	3	4	1	2	3	4	1	2	3	4	
		I'm	so	glad	You're	in	my	life								
↑•	↓	↑•	↓	↑•	↓↑	↓↑	↓↑	↑•	↓	↑•	↓	↑↓	↑↓	↑↓	↑↓	

<b>G</b>				<b>C</b>				<b>D</b>				<b>D2</b>				
1	2	3	4	1	2	3	4	1	2	3	4	1	2	3	4	
		I'm	so	glad	You	Came	and	Saved		me						
↑•	↓	↑•	↓	↑•	↓↑	↓↑	↓↑	↑•	↓	↑•	↓	↑↓	↑↓	↑↓	↑↓	

<b>G</b>				<b>C</b>				<b>D</b>		<b>D2</b>		<b>C</b>				
1	2	3	4	1	2	3	4	1	2	3	4	1	2	3	4	
		You	Came	from	Hea	ven	to	earth,		to		Be				the
•	↓	↑•	↓	↑•	↓	↑	↓	↑•	↓	↑•	↓	↑•	↓	↑	↑↓	

<b>G</b>				<b>C</b>				<b>D</b>		<b>D2</b>		<b>C</b>				
1	2	3	4	1	2	3	4	1	2	3	4	1	2	3	4	
	Way		From	the	earth		to	the	cross,		my	debt				is
↑•	↓	↑•	↓	↑•	↓	↑•	↓↑	•	↓	•	↓	↑•	↓↑	↑↓	↑↓	

<b>G</b>				<b>C</b>				<b>D</b>		<b>D2</b>		<b>B7</b>				
1	2	3	4	1	2	3	4	1	2	3	4	1	2	3	4	
	Paid		From	the	cross		to	the	grave		From	the	grave		to	the
↑•	↓	↑•	↓	↑↓	↑↓	↑↓	↑↓	↑↓	↑↓	•	↓	↑↓	↑↓	↑↓	↓	

<b>Em</b>				<b>C</b>				<b>D</b>		<b>G</b>						
1	2	3	4	1	2	3	4	1	2	3	4	1	2	3	4	
	sky		Lord	I	lift	Your	Blood	up	high	more					Lord	I etc...
↑↓		•	↓	↑↓	↓↑	↓↑	↓↑	↑↓	↑↓	↑↓	↑↓	↑↓	↑↓	↑↓	•	↓

<b>G</b>	<b>C</b>	<b>D</b>	<b>Em</b>	<b>B7</b>	<b>D2</b>

# 18 - Guitar Worship - 18

## Note:

All these strumming patterns are meant for you to understand that you can play around with the way you strum within the song itself, that you are free to strum any way you feel Led and that there are different ways to strum at different times.

I have to admit that every time I play the same song I strum differently.

Most important; If you enjoy your worship and you come into the Presence of the Lord without having to think about your guitar playing, you made it to be a good worshipper and a good guitar player!

## THE KEY OF D

### WHAT A FELLOWSHIP

<b>D</b>	<b>G</b>	<b>D</b>	<b>E</b>	<b>A</b>
1 2 3 4	1 2 3 4	1 2 3 4	1 2 3 4	1 2 3 4
What a	what a	Lea ning	on Your Ever	las ting Arms
• ↓ ↑ • • ↓	• ↓ ↑ • • ↓	• ↓ ↑ • • ↓	• ↓ ↑ • • ↓	• ↓ ↑ • • ↓

<b>D</b>	<b>G</b>	<b>D</b>	<b>E</b>	<b>A</b>	<b>D</b>
1 2 3 4	1 2 3 4	1 2 3 4	1 2 3 4	1 2 3 4	1 2 3 4
What Se	what a	lea ning	on Your Ever	las ting	Arms
• ↓ ↑ • • ↓	• ↓ ↑ • • ↓	• ↓ ↑ • • ↓	• ↓ ↑ • • ↓	↑ ↓ ↓	• ↓ ↑ • • ↓

<b>D</b>	<b>D7</b>	<b>G</b>	<b>G7</b>	<b>D</b>	<b>E</b>	<b>A</b>
1 2 3 4	1 2 3 4	1 2 3 4	1 2 3 4	1 2 3 4	1 2 3 4	1 2 3 4
Lea ning,	lea ning,	Safe and Secure	from	all a	larms	
• ↓ ↑ • • ↓	• ↓ ↑ • • ↓	• ↓ ↑ • • ↓	• ↓ ↑ • • ↓	• ↓ ↑ ↓ ↓	• ↓ ↑ • • ↓	• ↓ ↑ • • ↓

<b>D</b>	<b>D7</b>	<b>G</b>	<b>G7</b>	<b>D</b>	<b>E</b>	<b>A</b>	<b>D</b>
1 2 3 4	1 2 3 4	1 2 3 4	1 2 3 4	1 2 3 4	1 2 3 4	1 2 3 4	1 2 3 4
Lea ning,	lea ning,	I'm	lea ning	on Your Ever	las ting	Arms	
• ↓ ↑ • • ↓	• ↓ ↑ • • ↓	• ↓ ↑ • • ↓	• ↓ ↑ • • ↓	• ↓ ↑ ↓ ↓	• ↓ ↑ • • ↓	• ↓ ↑ • • ↓	• ↓ ↑ • • ↓

<b>D</b>	<b>G</b>	<b>D</b>	<b>E</b>	<b>A</b>
1 2 3 4	1 2 3 4	1 2 3 4	1 2 3 4	1 2 3 4
Oh how sweet to walk	in my Jesus Ways I'm	lea ning	on Your Ever	las ting Arms
• ↓ ↑ • • ↓	• ↓ ↑ • • ↓	• ↓ ↑ • • ↓	• ↓ ↑ • • ↓	• ↓ ↑ • • ↓

<b>D</b>	<b>G</b>	<b>D</b>	<b>E</b>	<b>A</b>	<b>D</b>
1 2 3 4	1 2 3 4	1 2 3 4	1 2 3 4	1 2 3 4	1 2 3 4
Oh how bright the path	grows from day to day I'm	lea ning	on Your Ever	las ting	Arms
• ↓ ↑ • • ↓	• ↓ ↑ • • ↓	• ↓ ↑ • • ↓	• ↓ ↑ • • ↓	↑ ↓ ↓	• ↓ ↑ • • ↓

# 18 - Guitar Worship - 18

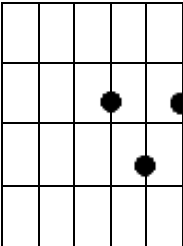
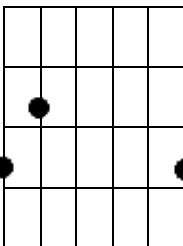
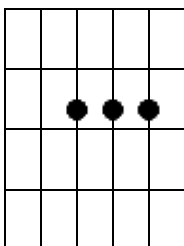
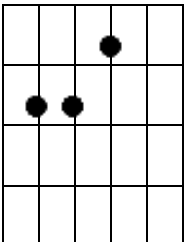
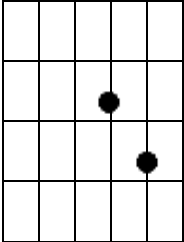
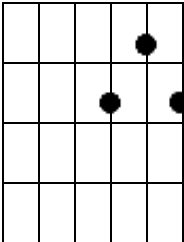

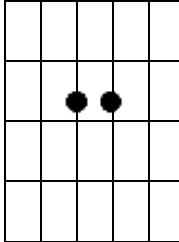
Leaning .....

<b>D</b>	<b>G</b>	<b>D</b>	<b>E</b>	<b>A</b>
1 2 3 4	1 2 3 4	1 2 3 4	1 2 3 4	1 2 3 4
What have I to dread	what have I to fear	I'm leaning	on Your Everlasting	Arms
• ↓ ↑ • • ↓	• ↓ ↑ • • ↓	• ↓ ↑ • • ↓	• ↓ ↑ • • ↓	• ↓ ↑ • • ↓

<b>D</b>	<b>G</b>	<b>D</b>	<b>E</b>	<b>A D</b>
1 2 3 4	1 2 3 4	1 2 3 4	1 2 3 4	1 2 3 4
I have perfect Peace	with my Lord so near	I'm leaning	on Your Everlasting	Arms
• ↓ ↑ • • ↓	• ↓ ↑ • • ↓	• ↓ ↑ • • ↓	• ↓ ↑ • • ↓	• ↓ ↑ • • ↓

Leaning .....

<b>D</b>	<b>G</b>	<b>A</b>			
					
<b>E</b>	<b>D2</b>	<b>D7</b>	<b>G7</b>	<b>A2</b>	
					

Congratulations!

You have now accomplished all the basics to worship with your guitar anywhere, anytime and anyhow Holy Spirit Directs you.