

# 2 - Guitar Worship - 2

**Lesson 2** – You will practice going from one chord to another while you explore more songs played in the key of A.

- Place your fingers in the position of the A chord. Strum it and make sure it sounds good and clear. Ask the Lord to Help you and Guide your hands and fingers.  
**Tip:** Move your fingers close to the fret so it is easier to press the string down. Strum each string individually and again check for clarity of sound for each individual string.  
**Tip:** Keep the nails on your left hand short so you can place the top of your fingers on the string. Keep your left hand open and your fingers round.  
**Tip:** Many times the high E-string is touched accidentally by a finger which stops the sound. Move your hand and wrist to a position that is comfortable and that keeps your hand open and the high E-string clear. Every chord you play, the position of your hand, thumb and wrist can be different to be comfortable.
- Next, place your fingers in the position of the D chord. Strum it and again make sure it sounds good and clear.
- Switch back and forth between the chords of A and D. If there is no sound, just continue with the next chord. You practice this until it gets easier and after a while you can go to the new chord with one smooth movement of all fingers.  
**Tip:** Slide your third finger that is placed on the second string in both chord A and chord D back and forth over the same string instead of lifting it from the string. Then it is your orientation for the other 2 fingers.
- Practice the same between the chord of A and the chord of E until it gets easier.
- And practice the same between the chord of D and the chord of E.

## THE KEY OF A

### I LOVE YOU

**A**

I love You, I love You Lord

**D**

**A**

Because You first Loved Your Father

**E**

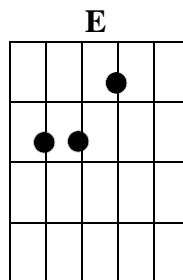
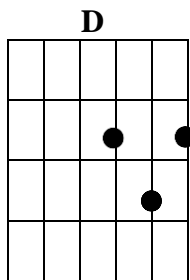
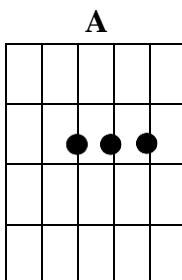
**D A**

And You Purchased my Salvation

**E**

**A**

On Calvary's tree



## 2 - Guitar Worship - 2

Try the song again playing by ear and then write in the chords yourself, using one of the chords below.

### THE KEY OF A

#### I LOVE YOU

I love You, I love You Lord

Because You first Loved Your Father

And You Purchased my Salvation

On Calvary's tree

