

16 – Guitar Worship - 16

Lesson 16 – More chord extensions in the key of A and about Worship.

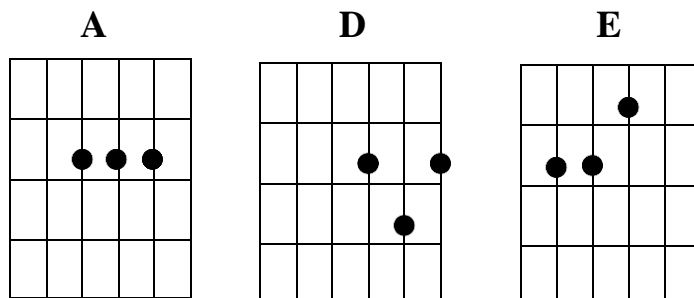
- Start with learning the song ‘There’s a Wind Blowing’.
- When ready to play, make sure your chords sound clear and you can hear ALL strings.
- Keep your arm, wrist and hand muscles relaxed and don’t get into a cramp.
- We will first play this song without the extra chords of A2, A4, D2, D4 and E7, then we will play the song with them and listen to the difference.
- On the A4 and D4 chord, you just leave your fingers 1, 2 and 3 in place and add your fourth finger (ring finger).
- Change the chord precisely over the word where it is.
- Take notice of the different sound for an A2 and an A4 and pay attention to the difference between a D2 and a D4. That way you can start using these chord extensions on your own and apply them when you desire them and think it sounds good. You can use them as much as you want.
- There are no rules for these extensions to the chords and you can use them at your own discretion. Remember that you don’t have to use them!
- The **timing** of your chord extension is important, myself I use it many times right before a heavy beat and return to main the chord or change chords on the heavy beat.
You don’t want to overdo it, but it adds to the flavor of your playing and it is an expression of your worship.
Remember, you don’t have to use chord extensions, it sounds fine without it.
- **Chord extensions can be used wonderfully when you are worshipping and you don’t want to stop with the song, but you don’t want to sing but just worship.**
You can continue to strum going from one chord to another, or going back and forth between chord extensions on the same chord like
A – A2 – A – A4 – A etc.
And then at some point Holy Spirit might just Lead you again to start again with the same song, verse or chorus or repeat a certain line.
Or you keep repeating or He might Lead you to a new song, but take your time to be sensitive to Holy Spirit.
That way you are free to worship and let Holy Spirit Guide you.
- **Keep worshipping and strumming until Holy Spirit Gives you Peace that the song is over and / or Leads you to a different song.**
It can kill the worship if you make a good ending to the song and finish it.
Try to keep the worship open with your guitar until Holy Spirit is Pleased.

16 – Guitar Worship - 16

THE KEY OF A

THERE'S A WIND BLOWING

A
There's a Wind a-blowing, all across this land
A
A fragrant Breeze of Heaven, blowing once again
D
I don't know where it comes from, I don't know where it goes, but let it blow **through me** A
E D A
Oh, sweet Wind, **let it blow through me** 2x
A
There's a Rain a-pouring, showers from above
A
Mercy drops are falling, mercy drops of Life
D A
I turn my face to Heaven, let Your Water pour, let it pour over **me**
E D A
Oh, sweet Rain, let it pour over me 2x
A
There's a Fire burning, falling from the sky
A
Awesome Tongues of Fire, Consuming you and I
D A
I can feel it burning, burn this sacrifice, o let it burn in my heart
E D A
Oh, sweet Fire, let it burn in my heart 3x and more



Now we are going to add the extra tones (2, 4 and 7) in the different chords. See chord pictures on next page for the different finger settings for the chords.

16 – Guitar Worship - 16

THE KEY OF A

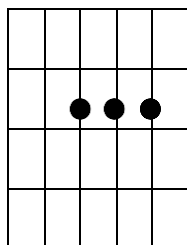
THERE'S A WIND BLOWING

A A4 **A A2 AA4** **A A2**
 There's a Wind a-blowing, all across this land
A A4 **A A2 A A4** **A A2**
 A fragrant Breeze of Heaven, blowing once again
D D4 **D D2 D D4** **D D2** **A A2**
 I don't know where it comes from, I don't know where it goes, but let it blow **through me**
E E7 **D D2** **A A2**
 Oh, sweet Wind, **let it blow through me** 2x

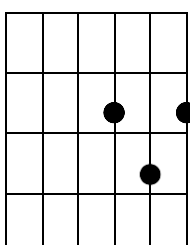
A A4 **A A2 A A4** **A A2**
 There's a Rain a-pouring, showers from above
A A4 **A A2 A A4** **A A2**
 Mercy drops are falling, mercy drops of Life
D D4 **D D2 D D4** **D D2** **A A2**
 I turn my face to Heaven, let Your Water pour, let it pour over **me**
E E7 **D D2** **A A2**
 Oh, sweet Rain, **let it pour over me** 2x

A A4 **A A2 A A4** **A A2**
 There's a Fire burning, falling from the sky
A A4 **A A2 A A4** **A A2**
Awesome Tongues of Fire, Consuming you and I
D D4 **D D2 D D4** **D D2** **A A2**
I can feel it burning, burn this sacrifice, o let it burn in my heart
E E7 **D D2** **A A2** (end: **A A4 A A4 A**)
 Oh, sweet Fire, **let it burn in my heart** 3x and more

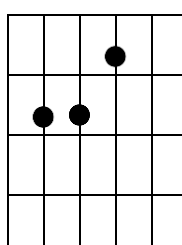
A



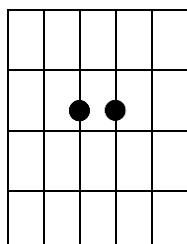
D



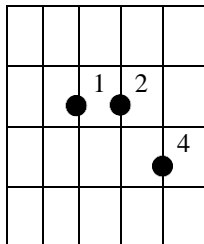
E



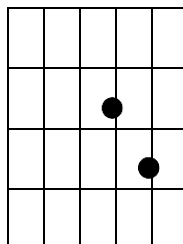
A2



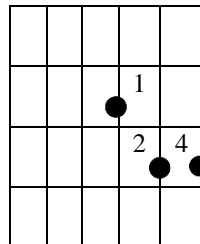
A4



D2



D4



E7

