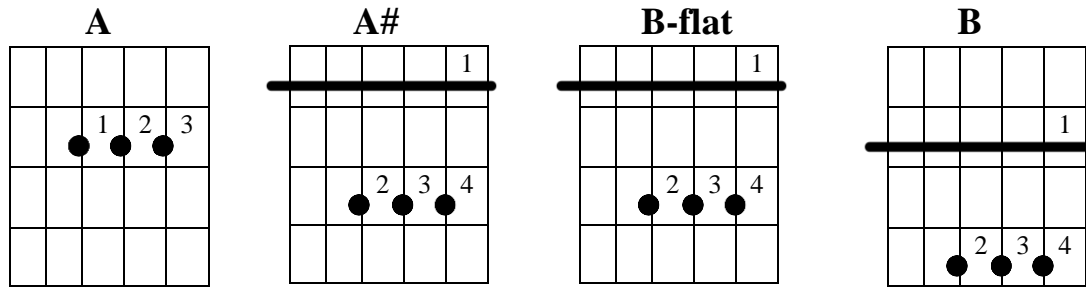


# 9 – Guitar Worship - 9

**Lesson 9** – We will learn the key of E and a few chord extensions.

- The key of E has the standard chords of E, A, B.  
And the chord of B is just like the chord of F, that we learned in lesson 6 has the forefinger laid flat over all 6 strings.  
In the chord of B you lay your forefinger not in the first but in the second bar over all strings and your middle-, ring finger and pink (2, 3, 4) form the A chord.
- If you notice, the key of B is 2 spaces up from the chord of A.  
You have A and when you make a bar in the first space you have A sharp (A#) or B flat and 2 spaces up you have B because all the strings sound 1 tone higher now your fore finger shortens the string. Try it out.



## THE KEY OF E

### JESUS I NEED TO KNOW TRUE LOVE

**E A E B**  
Jesus I need to know True Love, deeper than the love found on earth

**E A E A B E**  
Take me into Your Kings Chambers, Cause my love to mature 2x

**E**  
Let me know the Kisses of Your Mouth, let me feel Your warm **Embrace**

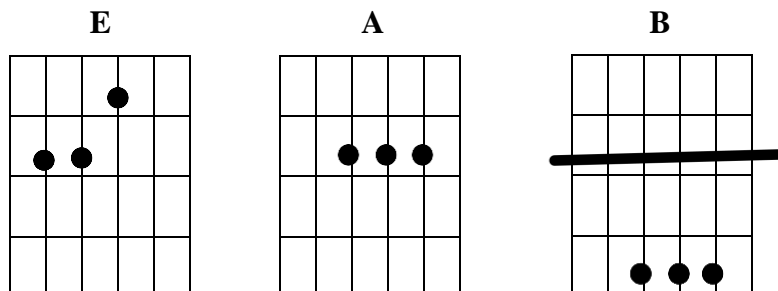
**E**  
Let me smell the Fragrance of Your Touch, let me see Your lovely Face

**A E**  
Take me away with You, **even so Lord Come**

**A E**  
**I love You Lord, yes I love You more than life** 2x more

**E A E B**  
My heart and my flesh yearn for You Lord, to love You is all I can do

**E A E A B E**  
You have become my sole passion, **Cause my love to be true**



## 9 – Guitar Worship - 9

- Now we go more in-depth with this song and after we learned the melody, the chords and playing this song in the key of E, you noticed that in part of the chorus we only use the chord of E.

**E**

Let me know the Kisses of Your Mouth, let me feel Your warm **Embrace**

**E**

Let me smell the Fragrance of Your Touch, let me see Your lovely Face

- To make it sound more interesting we are going to work with the chord of E, bring some variety in and add the fourth tone in the chord of E which is **a** (a is not a chord or a key, it is just the fourth tone in the spectrum for the chord of E: e, f, g, a, b, c, d).

**E**

**E4**

**E**

Let me know the Kisses of Your Mouth, let me feel Your warm **Embrace**

**E4**

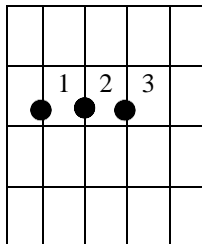
**E**

**E4**

**E**

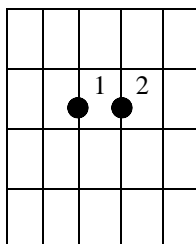
Let me smell the Fragrance of Your Touch, let me see Your lovely Face

**E4**



- Sing and strum the chorus with the added E4 and you will hear it. E4 is not a different chord than E, it is just an add-on to E.
- The same principle we can apply to the A chord.  
In this case we use A2 and not A4.  
In the tone spectrum for the chord A (a, b, c, d, e, f, g) this is the tone b.  
The second string is the B string, so we just let go of our third finger and we have the A2 chord.

**A2**



- Make sure that in the first line on the word ‘deeper’ in the song you are back on the plain E chord, as the word deeper comes at the beginning of a new measure which is a heavy moment.  
Many times on the **first count** in a new measure you **change chords** and many times you go back to your plain chord on the first count.

# 9 – Guitar Worship - 9

Sing and play this same song again with the extra chords of E4 and A2:

## THE KEY OF E

### JESUS I NEED TO KNOW TRUE LOVE

**E A A2 E E4 E B**  
 Jesus I need to know True Love, deeper than the love found on earth  
**E A A2 E E4 A A2 B E E4 E E4**  
 Take me into Your Kings Chambers, Cause my love to mature 2x  
  
**E E4 E**  
 Let me know the Kisses of Your Mouth, let me feel Your warm **Embrace**  
**E4 E E4 E**  
 Let me smell the Fragrance of Your Touch, let me see Your lovely Face  
**A A2 A E E4 E E4**  
 Take me away with You, **even so Lord Come**  
**A A2 A E E4 E E4**  
**I love You Lord, yes I love You more than life 2x more**  
  
**E A A2 E E4 E B**  
 My heart and my flesh yearn for You Lord, to love You is all I can do  
**E A A2 E E4 A A2 B E E4 E E4**  
 You have become my sole passion, **Cause my love to be true**

